

# S V TRADING AND AGENCIES LIMITED

Shop No. 6, Building No. 1, Vasant Aishwarya Co-op. Housing Society Ltd., Mathuradas Extension Road, Kandivali (W), Mumbai-400067.

10<sup>th</sup> July, 2015

To

The Manager -CRD  
BSE Limited,  
Phiroze Jeejeebhoy Towers,  
Dalal Street ,Fort,  
Mumbai-400001.

Dear Sir,

Scrip No. 503622

**Sub: Submission of Shareholding Pattern under Clause 35 of the Listing Agreement for the quarter ended on 30<sup>th</sup> June, 2015**

Pursuant to the provisions of Clause 35 of the Listing Agreement , please find enclosed herewith the Shareholding Pattern for the quarter ended 30<sup>th</sup> June, 2015.

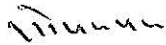
Kindly take same on record and acknowledge the receipt of the same.

Thanking You,

Yours faithfully,

For S V TRADING AND AGENCIES LIMITED

For SV Trading & Agencies Ltd.



**GOPAL LAL PALIWAL** / Auth. Sign.  
Managing Director  
DIN: 06522898

Encl.: A/a

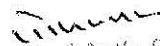
Email :- svtradingandagencies@gmail.com

CIN – L51900MH1980PLC022309

## Introductory sub-table (I)(a)

Name of the Company:		S. V. TRADING & AGENCIES LTD.	
Scrip Code, Name of the scrip, class of security:			
Quarter ended:		30/06/2015	
<b>Partly paid-up shares:-</b>	<b>No. of partly paid-up shares</b>	<b>As a % of total no. of partly paid-up shares</b>	<b>As a % of total no. of shares of the company</b>
Held by promoter/promoter group	0	NIL	0
Held by public	0	NIL	0
<b>Total - D</b>	<b>NIL</b>	<b>NIL</b>	<b>NIL</b>
<b>Outstanding convertible securities:-</b>	<b>No. of outstanding securities</b>	<b>As a % of total no. of outstanding convertible securities</b>	<b>As a % of total no. of shares of the company, assuming full conversion of the convertible securities</b>
Held by promoter/promoter group	0	NIL	NIL
Held by public	0	NIL	NIL
<b>Total - E</b>	<b>NIL</b>	<b>NIL</b>	<b>NIL</b>
<b>Warrants:-</b>	<b>No. of warrants</b>	<b>As a % of total no. of warrants</b>	<b>As a % of total no. of shares of the company, assuming full conversion of warrants</b>
Held by promoter/promoter group	0	NIL	NIL
Held by public	0	NIL	NIL
<b>Total - F</b>	<b>NIL</b>	<b>NIL</b>	<b>NIL</b>
<b>Total paid-up capital of the company, assuming full conversion of warrants and convertible securities</b>	<b>17100000</b>		

For SV Trading &amp; Agencies Ltd.

  
 Director / Auth. Sign.

**Statement Showing Shareholding Pattern**

**Table (D)(a)**

Category code	Category of Shareholder	Number of Shareholders	Total number of shares	Number of shares held in dematerialized form	Total shareholding as a percentage of total number of shares		Shares Pledged or otherwise encumbered
					As a percentage of (A+B) <sup>1</sup>	As a percentage of (A+B+C)	
<b>(A)</b>	<b>Shareholding of Promoter and Promoter Group<sup>2</sup></b>						
<b>I</b>	<b>Indian</b>						
(a)	Individuals/ Hindu Undivided Family	2	859000	859000	5.02	5.02	0
(b)	Central Government/ State Government(s)	0	0	0	0.00	0.00	0
(c)	Bodies Corporate	0	0	0	0.00	0.00	0
(d)	Financial Institutions/ Banks	0	0	0	0.00	0.00	0
(e)	Any Others(Specify)	0	0	0	0.00	0.00	0
(e-i)	Other Individuals	0	0	0	0.00	0.00	0
(e-ii)	Mutual Fund	0	0	0	0.00	0.00	0
(e-iii)	Body Corp in Concert	0	0	0	0.00	0.00	0
(e-iv)	Non Government Institutions	0	0	0	0.00	0.00	0
	<b>Sub Total(A)(1)</b>	<b>2</b>	<b>859000</b>	<b>859000</b>	<b>5.02</b>	<b>5.02</b>	<b>0</b>
							<b>0.00</b>
<b>2</b>	<b>Foreign</b>						
a	Individuals (Non-Residents Individuals/ Foreign Individuals)	0	0	0	0.00	0.00	0
b	Bodies Corporate	0	0	0	0.00	0.00	0
c	Institutions	0	0	0	0.00	0.00	0
d	Any Others(Specify)	0	0	0	0.00	0.00	0
	<b>Sub Total(A)(2)</b>	<b>0</b>	<b>0</b>	<b>0</b>	<b>0.00</b>	<b>0.00</b>	<b>0</b>
	<b>Total Shareholding of Promoter and Promoter Group (A)= (A)(1)+(A)(2)</b>	<b>2</b>	<b>859000</b>	<b>859000</b>	<b>5.02</b>	<b>5.02</b>	<b>0</b>
							<b>0.00</b>
<b>(B)</b>	<b>Public shareholding</b>						
<b>I</b>	<b>Institutions</b>						
(a)	Mutual Funds/ UTI	0	0	0	0.00	0.00	0
(b)	Financial Institutions / Banks	0	0	0	0.00	0.00	0
(c)	Central Government/ State Government(s)	0	0	0	0.00	0.00	0
(d)	Venture Capital Funds	0	0	0	0.00	0.00	0
(e)	Insurance Companies	0	0	0	0.00	0.00	0
(f)	Foreign Institutional Investors	0	0	0	0.00	0.00	0
(g)	Foreign Venture Capital Investors	0	0	0	0.00	0.00	0
(h)	Any Other (specify)	0	0	0	0.00	0.00	0
	<b>Sub-Total (B)(1)</b>	<b>0</b>	<b>0</b>	<b>0</b>	<b>0.00</b>	<b>0.00</b>	<b>0</b>

FBI OF THE COMPANY

*(Signature)*  
Director / Auth. Sign.

<b>B 2</b>	<b>Non-institutions</b>										
(a)	Bodies Corporate	4	34000000	34000000	19.88	19.88	0	0	0	0	19.88
(a-i)	Corporate Client Bene	0	0	0	0.00	0.00	0	0	0	0	0.00
(a-ii)	Corporate client Margin	0	0	0	0.00	0.00	0	0	0	0	0.00
(a-iii)	Corporate Body (Offer)	0	0	0	0.00	0.00	0	0	0	0	0.00
(b)	Individuals				0.00	0.00					0.00
I	Individuals -i. Individual shareholders holding nominal share capital up to Rs 1 lakh	26	26000	1500	0.15	0.15					0.15
II	ii. Individual shareholders holding nominal share capital in excess of Rs 1 lakh	43	12815000	12815000	74.94	74.94					74.94
(c)	Any Other (specify)	0	0	0	0.00	0.00					0.00
(c-i)	NRI Individuals (Non Rep)	0	0	0	0.00	0.00					0.00
(c-ii)	OCB	0	0	0	0.00	0.00					0.00
(c-iii)	Foreign Bodies	0	0	0	0.00	0.00					0.00
(c-iv)	NRI (Repatriation)	0	0	0	0.00	0.00					0.00
	<b>Sub-Total (B)(2)</b>	<b>73</b>	<b>16241000</b>	<b>16216500</b>	<b>94.98</b>	<b>94.98</b>					<b>94.98</b>
<b>(B)</b>	<b>Total Public Shareholding (B)= (B)(1)+(B)(2)</b>	<b>73</b>	<b>16241000</b>	<b>16216500</b>	<b>94.98</b>	<b>94.98</b>					<b>94.98</b>
	<b>TOTAL (A)+(B)</b>	<b>75</b>	<b>17100000</b>	<b>17075500</b>	<b>100.00</b>	<b>100.00</b>					<b>100.00</b>
(C)	Shares held by Custodians and against which Depository Receipts have been issued										
(1)	Promoter and Promoter Group	0	0	0	0.00	0.00					0.00
(2)	Public	0	0	0	0.00	0.00					0.00
	<b>GRAND TOTAL (A)+(B)+(C)</b>	<b>75</b>	<b>17100000</b>	<b>17075500</b>	<b>100</b>	<b>100</b>					<b>0.00</b>

For JV Trading & Agencies Ltd.

  
Director / Auth. Sign.

(D)(b) S.V. TRADING & AGENCIES LTD.  
category "Promoter and Promoter Group"

Sr. No.	Name of the shareholder	Pan No.	Details of Shares held		Encumbered shares (*)		Details of warrants		Details of convertible securities		Total shares (including underlying shares assuming full conversion of warrants and convertible securities) as a % of diluted share capital
			Number of shares held	As a % of grand total (A)+(B)+(C)	No.	As a percentage (VII)=(VI)/(V)*100	As a % of grand total (A)+(B)+(C) of sub-clause (I)(a)	Number of warrants held	As a % total number of warrants of the same class	Number of convertible securities held	
(i)	(ii)	(iii)	(iv)	(v)	(vi)	(vii)	(ix)	(x)	(xi)	(xii)	(xiii)
1	GOPAL LAL PALIWAL	APEPP1025P	436570	2.494561	0	0.000000	0	0.000000	0	0.000000	2.494561
2	MANOHARBHAI P JOSHI	AFSP2850E	432430	2.528830	0	0.000000	0	0.000000	0	0.000000	2.528830
<b>Total</b>			<b>859000</b>	<b>5.023391</b>	<b>0</b>	<b>0.000000</b>	<b>0</b>	<b>0.000000</b>	<b>0</b>	<b>0.000000</b>	<b>5.023391</b>

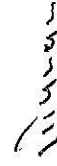
For SV Trading & Agencies Ltd.

Director / Auth. Sign.

(D)(c)(i) S. V. TRADING & AGENCIES LTD.  
category "Public" and holding more than 1% of the total number of shares

Sr. No.	Name of the shareholder	Pan No.	Number of shares held	Shares as a percentage of total number of shares (i.e., Grand Total (A)+(B)+(C) indicated in Statement at para (1)(a) above)	Details of warrants		Details of convertible securities		Total shares (including underlying shares assuming full conversion of warrants and convertible securities) as a % of diluted share capital
					Number of warrants held	As a % total number of warrants of the same class	Number of convertible securities held	% w.r.t total number of convertible securities of the same class	
1	PRAKASH EQUITY SERVICE	AAOFP7494D	800000	4.678363	0	0.000000	0	0.000000	4.678363
2	MPK EQUITY RESEARCH	AAWFM7936P	900000	5.263158	0	0.000000	0	0.000000	5.263158
3	RAGHAV SHARES SERVICE	AAFR6240Q	800000	4.678363	0	0.000000	0	0.000000	4.678363
4	KBK MERCANTILE LLP	AANFK1535B	900000	5.263158	0	0.000000	0	0.000000	5.263158
5	DHRENDER SURANA	AAPPS4537H	200000	1.169591	0	0.000000	0	0.000000	1.169591
6	SHREYANS SURANA	BKMPS4064H	200000	1.169591	0	0.000000	0	0.000000	1.169591
7	SHRENIK DHIRANDER SURESH	BKMPS4063A	200000	1.169591	0	0.000000	0	0.000000	1.169591
8	HENIL MANOJ SHAH	ELZPS4687H	175000	1.023392	0	0.000000	0	0.000000	1.023392
9	MADAN LAL PALIWAL	AABHM8712Q	2000000	11.695906	0	0.000000	0	0.000000	11.695906
10	CHANDRAKALA SANKLE	ALSPS3714J	500000	2.923977	0	0.000000	0	0.000000	2.923977
11	MEGHA MEHTA	DPZPS1624K	250000	1.461988	0	0.000000	0	0.000000	1.461988
12	SUSHILKUMAR SHIVKISHOR	ABFPA1045F	700000	4.093567	0	0.000000	0	0.000000	4.093567
13	KAMALKUMAR S AGARWAL	ABFPA1043D	800000	4.678363	0	0.000000	0	0.000000	4.678363
14	RAJENDRA KUMAR AGARWAL	ABFPA1041B	800000	4.678363	0	0.000000	0	0.000000	4.678363
15	SHIV RATAN AGARWAL	ABXPA3406E	200000	1.169591	0	0.000000	0	0.000000	1.169591
16	DEEPAK KUMAR AGARWAL	ACYPA3213D	200000	1.169591	0	0.000000	0	0.000000	1.169591
17	KARISHMA AVIN AGARWAL	ALFPG427N	800000	4.678363	0	0.000000	0	0.000000	4.678363
18	AVIN RAJENDRAKUMAR	AANHA7016B	700000	4.093567	0	0.000000	0	0.000000	4.093567
19	MEGHA KALPESH SHAH	AQOPS0956R	250000	1.461988	0	0.000000	0	0.000000	1.461988
20	SUNANDA DINESH SHAH	AAIPS7716B	250000	1.461988	0	0.000000	0	0.000000	1.461988
21	HETAL ANISH SHAH	AAGPJ9521M	250000	1.461988	0	0.000000	0	0.000000	1.461988
22	MADAN LAL PALIWAL	ABWPP0961C	2100000	12.280702	0	0.000000	0	0.000000	12.280702
23	SHEKHA SAILESH HARAN	AGIPH8391M	250000	1.461988	0	0.000000	0	0.000000	1.461988
Total			14225000	83.187137	0	0.000000	0	0.000000	83.187137

For SV Trading & Agencies Ltd.



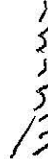
Director / Auth. Sign.

(f)(c)(ii) **S. V. TRADING & AGENCIES LTD.**

PAC) belonging to the category "Public" and holding more than 5% of the total number of shares of the company

Sr. No.	Name(s) of the shareholder(s) and the Persons Acting in Concert (PAC) with them	Pan No.	Number of shares	Shares as a percentage of total number of shares {i.e., Grand Total (A)+(B)-(C) indicated in Statement at para (f)(a) above}	Details of warrants		Details of convertible securities		Total shares (including underlying shares assuming full conversion of warrants and convertible securities) as a % of diluted share capital
					Number of warrants	As a % total number of warrants of the same class	Number of convertible securities held	% w.r.t total number of convertible securities of the same class	
1	MPK EQUITY RESEARCH	AAWFM7936P	900000	5.263158	0	0.000000	0	0.000000	5,263,158
2	KBK MERCANTILE LLP	AANFK1535B	900000	5.263158	0	0.000000	0	0.000000	5,263,158
3	MADAN LAL PALIWAL	AABHM8712Q	2000000	11.695906	0	0.000000	0	0.000000	11,695,906
4	MADAN LAL PALIWAL	ABWPP0961C	2100000	12.280702	0	0.000000	0	0.000000	12,280,702
<b>Total</b>			<b>5900000</b>	<b>34.502924</b>	<b>0</b>	<b>0.000000</b>	<b>0</b>	<b>0.000000</b>	<b>34,502,924</b>

For SV Trading & Agencies Ltd.

  
Director / Auth. Sign.

S. V. TRADING & AGENCIES LTD.

(1)(d) Statement showing details of locked-in shares

Sr. No.	Name of the shareholder	Pan No.	Number of locked-in shares	Locked-in shares as a (%) percentage of total number of shares {i.e., Grand Total (A)+(B)+(C) indicated in Statement at para (1)(a) above}	Promoter / Promoter Group / Public
1	PRAKASH EQUITY SERV	AAOFP7494D	800000	4.678363	Public
2	MPK EQUITY RESEARCH	AAWFM7936P	900000	5.263158	Public
3	RAGHAV SHARES SERV	AAPFR6240Q	800000	4.678363	Public
4	KBK MERCANTILE LLP	AANFK1535B	900000	5.263158	Public
5	GOPAL LAL PALIWAL	APEPP1025P	400000	2.339181	Promoter/Promoter Group
6	MANOHARBHAI P JOSHI	AFSPJ2850E	400000	2.339181	Promoter/Promoter Group
7	SANTOSHDEVI GOYAL	ABTPG7464N	50000	0.292398	Public
8	SITA GOYAL	ABSPG3965B	50000	0.292398	Public
9	SUBHASHCHAND OMPR	AAIHS1436E	50000	0.292398	Public
10	GOPAL TAYAL HUF	AAEHG4859B	50000	0.292398	Public
11	VRINDAVAN HAJARILA	AAAHV6178A	50000	0.292398	Public
12	KALA TAYAL	AERPA0062K	50000	0.292398	Public
13	GOVERDHANDAS HAJAJ	AAAHG5001R	50000	0.292398	Public
14	PRAMOD KUMAR LASO	AAFPL8441H	100000	0.584795	Public
15	PAWAN KUMAR JAIN	AASPI1874F	100000	0.584795	Public
16	ASHOK KUMAR SURAN	AJVPS8594F	100000	0.584795	Public
17	NARESH KUMAR SURAN	ACEPS2620N	100000	0.584795	Public
18	VINITA SURANA	ALLPS8893F	100000	0.584795	Public
19	DHIRENDER SURANA	AAPPS4537H	200000	1.169591	Public
20	SUSHEELA DHIRENDRA	ABHPS1350B	100000	0.584795	Public
21	SHREYANS SURANA	BKMPS4064H	200000	1.169591	Public
22	SHRENİK DHIRANDER S	BKMPS4063A	200000	1.169591	Public
23	HENIL MANOJ SHAH	ELZPS4687H	175000	1.023392	Public
24	SAROJ DEVI PURUSHOT	ADOPG6636M	50000	0.292398	Public
25	UDAYSHANKER VYAS	ABDPV8433E	75000	0.438596	Public

For and Trading & Agencies Ltd.

  
Director (Pub. Sign.)



26	RAJENDRA KUMAR RAN	ACRPR7932F	100000	0.584795	Public
27	SANJUKUMARI R RANK	AGLPR3160R	50000	0.292398	Public
28	MANJULATA JITENDRA	ACAPI2811L	50000	0.292398	Public
29	MADAN LAL PALIWAL	AABHM8712Q	2000000	11.695906	Public
30	JITENDRA KUMAR PUKH	ABHPJ0571F	100000	0.584795	Public
31	NARENDRA KUMAR SUJ	AJQPS3370N	150000	0.877193	Public
32	CHAMPAK MAL SURANJ	AEMPS5157A	150000	0.877193	Public
33	CHANDRAKALA SANKL	ALSPS3714J	500000	2.923977	Public
34	MEGHA MEHTA	DPZPS1624K	250000	1.461988	Public
35	SWATTI M SHAH	AVKPS0317D	150000	0.877193	Public
36	MANOJ R SHAH	ACAPS6201R	150000	0.877193	Public
37	SUSHILKUMAR SHIVKIS	ABFPA1045F	700000	4.093567	Public
38	KAMALKUMAR S AGRA	ABFPA1043D	800000	4.678363	Public
39	RAJENDRA KUMAR AGR	ABFPA1041B	800000	4.678363	Public
40	SHIV RATAN AGARWAL	ABXPA3406E	200000	1.169591	Public
41	DEEPAK KUMAR AGAR	ACYPA3213D	200000	1.169591	Public
42	KARISHMA AVIN AGRA	ALFPG4272N	800000	4.678363	Public
43	AVIN RAJENDRAKUMAR	AANHA7016B	700000	4.093567	Public
44	MEGHA KALPESH SHAH	AQOPS0956R	250000	1.461988	Public
45	SUNANDA DINESH SHAH	AAIPS7716B	250000	1.461988	Public
46	HETAL ANISH SHAH	AAGPJ9521M	250000	1.461988	Public
47	MADAN LAL PALIWAL	ABWPP0961C	2100000	12.280702	Public
48	SHEKHA SAILESH HARA	AGIPH8391M	250000	1.461988	Public
<b>Total</b>			<b>17000000</b>	<b>99.415207</b>	

For SV Trading & Agencies Ltd.

*(Signature)*  
Director / Auth. Sign.

**S. V. TRADING & AGENCIES LTD.**

**(II)(a) Statement showing details of Depository Receipts (DRs)**

Sr. No.	Type of outstanding DR (ADRs, GDRs, SDRs, etc.)	Number of outstanding DRs	Number of shares underlying outstanding DRs	Shares underlying outstanding DRs as a percentage of total number of shares {i.e., Grand Total (A)+(B)+(C) indicated in Statement at para (I)(a) above}
1	NIL	Nil	Nil	Nil
<b>Total</b>		<b>0</b>	<b>0</b>	<b>0</b>

For S. V. Trading & Agencies Ltd.

Director / Auth. Sign.

S. V. TRADING & AGENCIES LTD.

(II)(b) Statement showing Holding of Depository Receipts (DRs), where underlying shares held by 'promoter/promoter group' are in excess of 1% of the total number of shares

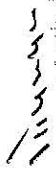
Sr. No.	Name of the DR Holder	Type of outstanding DR (ADRs, GDRs, SDRs, etc.)	Number of shares underlying outstanding DRs	Shares underlying outstanding DRs as a percentage of total number of shares {i.e., Grand Total (A)+(B)+(C) indicated in Statement at para (I)(a) above}
1	NIL		Nil	Nil
<b>Total</b>			<b>0</b>	<b>0</b>

For SV Trading & Agencies Ltd.

*Timur*  
Director / Auth. Sign.

Sr.No	Notes
1	
2	
3	
4	
5	
6	
7	
8	
9	

For SV Trading & Agencies Ltd.



Director / Auth. Sign.